


COMPREHENSIVE RESELLER GUIDE

Computer & Management Systems

Wiring & Cabling for Power/Data

Comprehensive Order Form

V1.0 | WWW.ONEWORLDLED.COM | Copyright © 2014 - 2015






COMPREHENSIVE RESELLER GUIDE

CONTENTS

Computer Systems	2
WL & AV	2
AP & Comparison Table	3
Management Systems	4
Physical Setup & Wireless Setup	4
Wired + Wireless Setup & Comparison Table	5
Wiring	6
Power	6
Data	7
Cabling	8
Power	8
Data	9
.....	
Comprehensive Order Form	11



COMPUTER SYSTEMS


WL - PC




FEATURES:

- Text, Image, and Video playback from local storage or USB
- Digital clock, webcam playback
- Weather Display (internet required)
- Manual or schedule-based brightness control
- Asynchronous control

AV - PC




Use the L.E.D. display like you would a projector, monitor, or TV! Captures analogue and digital inputs and sends them to the L.E.D. screen. Be aware of the aspect ratio of the content you're planning on displaying (4:3, 16:9).



COMPUTER SYSTEMS

AP - PC



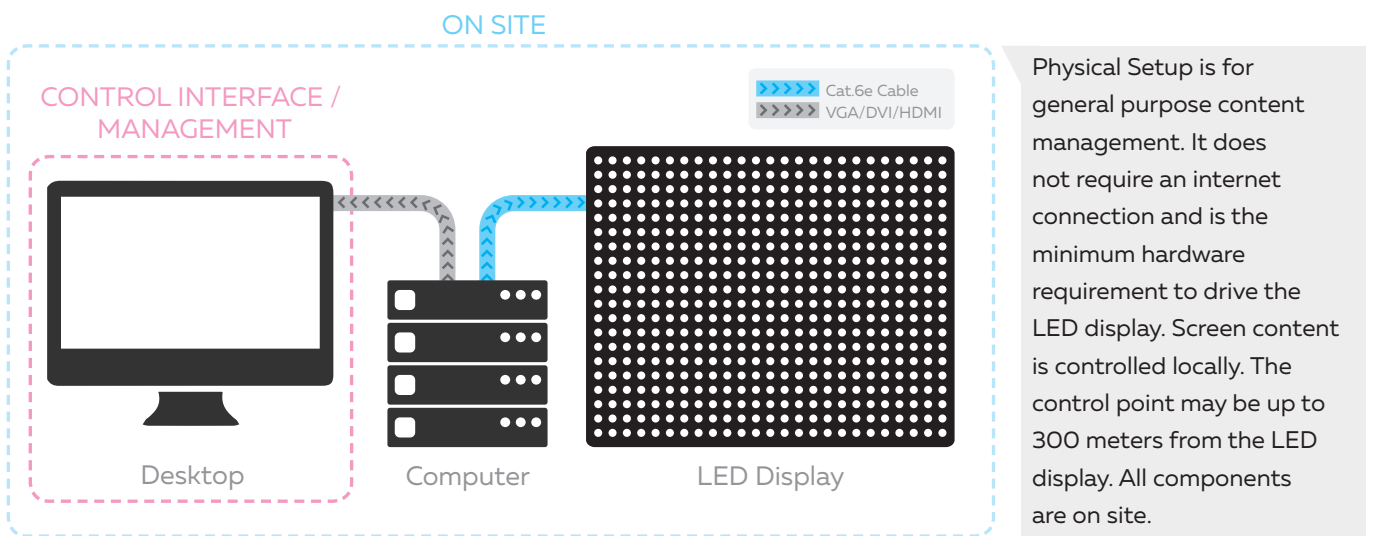
FEATURES:

- Enlist your advertising medium(s) for hire
- Adverpost will automatically handle bookings
- Earn daily, weekly & monthly advertising revenue
- Track relevant realtime booking/revenue statistic

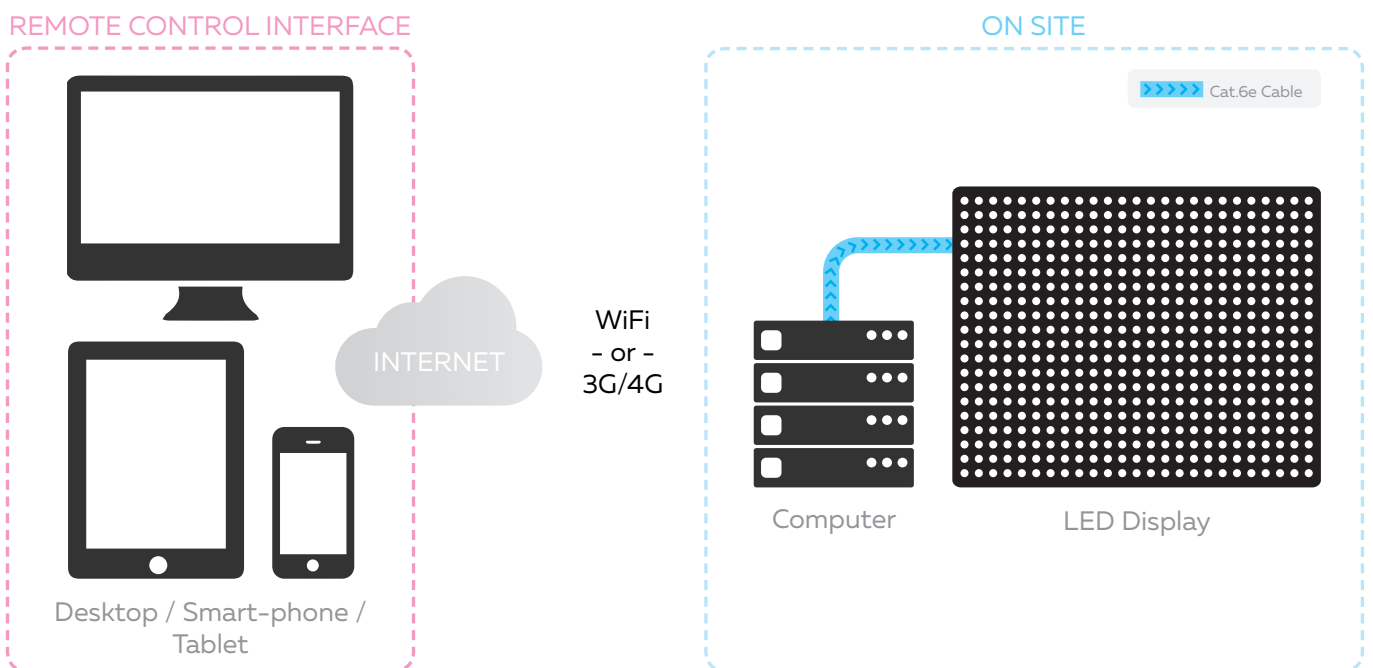
FUNCTIONS	WL - PC	AV - PC	AP - PC
Manual / Auto Brightness Control	✓	✓	✓
Video playback	✓	✓	✓
Image Slideshow	✓	✓	✓
Text messages	✓	✓	✓
Powerpoint	CONVERSION REQUIRED	✓	CONVERSION REQUIRED
Web-based scheduling and sales	✗	✗	✓
TV Playback	✗	✓	✗



PHYSICAL SETUP



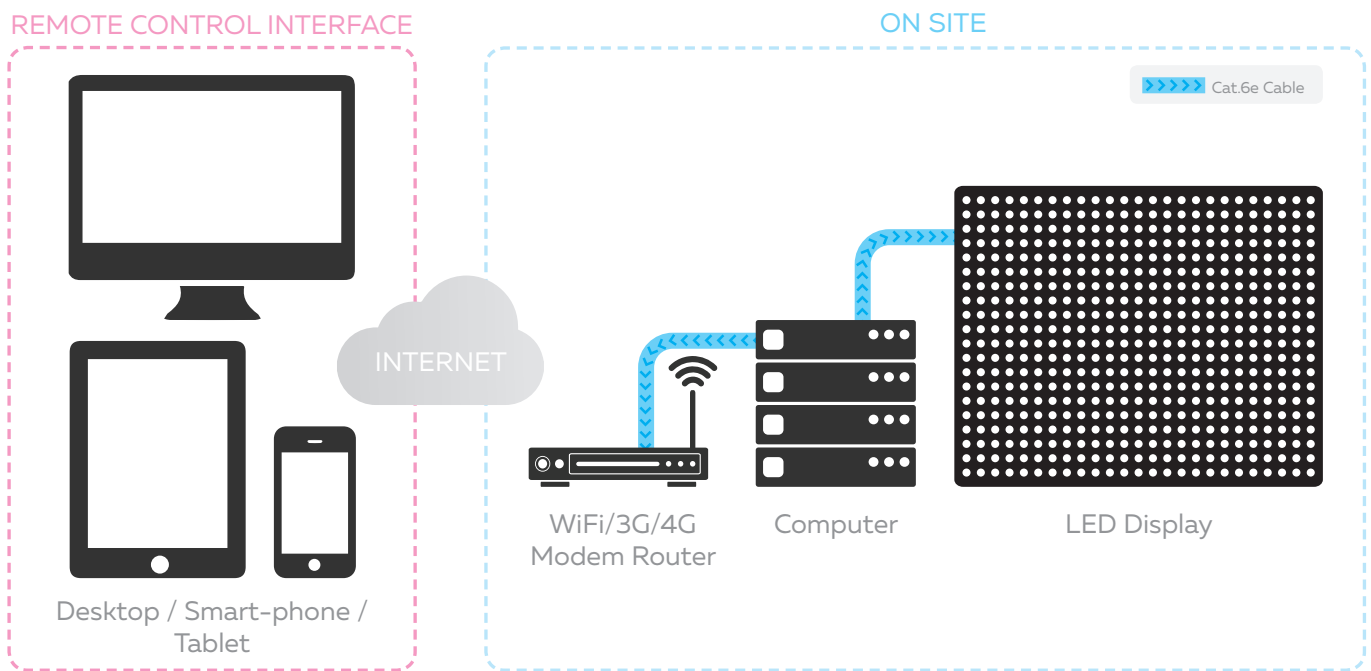
WIRELESS SETUP



Wireless Setup allows the operator to control the LED screen remotely. This set up is typical for when a screen changes location or is a considerable distance from the main place of control. The LED display can either be operated through Wi-Fi or through a 3G/4G connection. Therefore it is required that the computer running the screen must have an internet connection for remote management. Local management can still be achieved through Wi-Fi.




WIRED + WIRELESS SETUP



Wired + Wireless Setup offers the same functionality as Wireless Setup, but with added stability and minimal configuration. Lower latency with a higher bandwidth means faster content updates and management. This reduces the cost of operation, risk of content corruption and increases security.

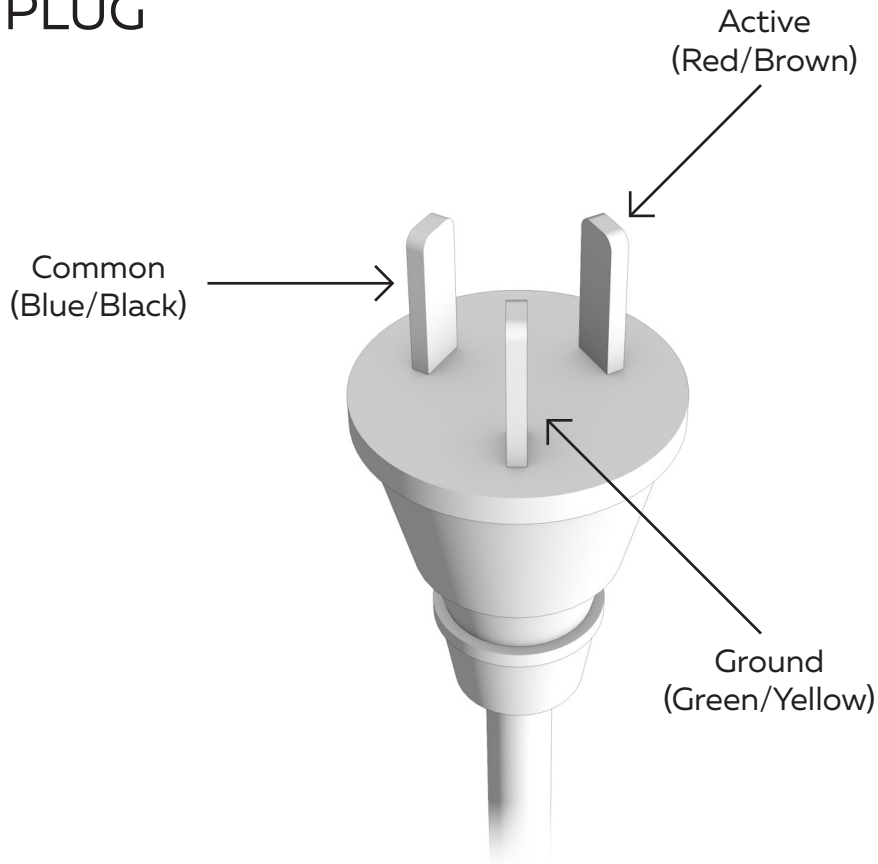
FEATURES	PHYSICAL SETUP	WIRELESS SETUP	WIRED / WIRELESS SETUP
Physical Control	✓	✓	✓
Wireless	✗	✓	✓
3G/4G	✗	✓	✓
ADSL2+,Cable,Fibre	✗	✗	✓
Headless Operation	✗	✓	✓



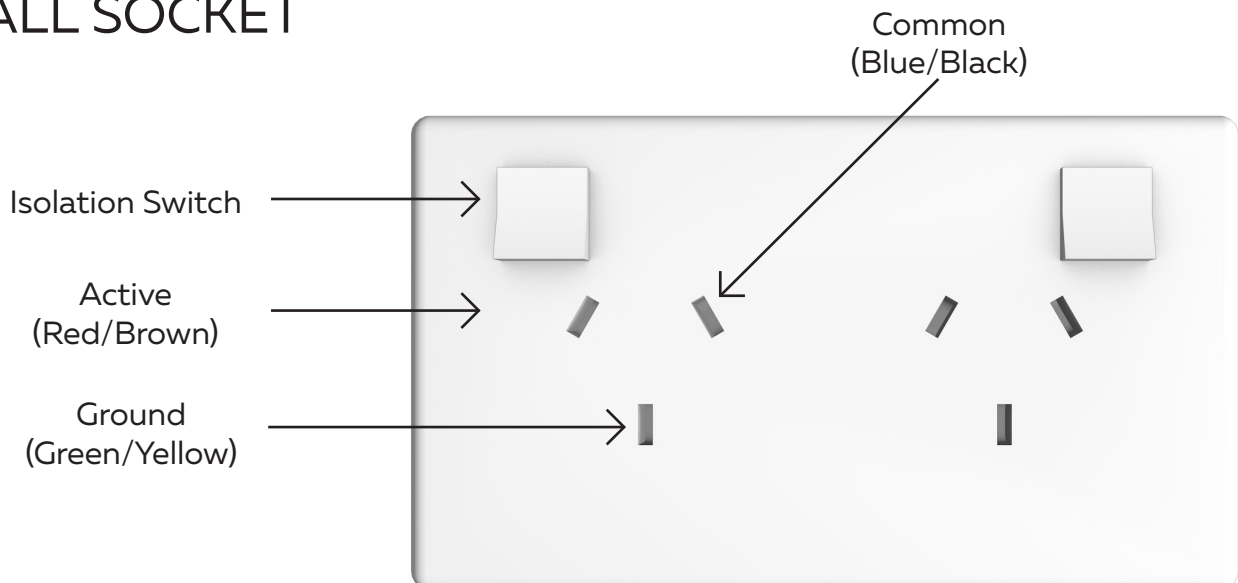
TM


WIRING FOR POWER

POWER PLUG



WALL SOCKET





WIRING FOR DATA

T-568A



FEATURES:

With the gold pins facing towards you, the cable should be wired from left to right on each end respectively in the following order:

- 1 White + Green
- 2 Green
- 3 White + Orange
- 4 Blue
- 5 White + Blue
- 6 Orange
- 7 White + Brown
- 8 Brown

TOP



BOTTOM



T-568B



FEATURES:

With the gold pins facing towards you, the cable should be wired from left to right on each end respectively in the following order:


- 1 White + Orange
- 2 Orange
- 3 White + Green
- 4 Blue
- 5 White + Blue
- 6 Green
- 7 White + Brown
- 8 Brown

TOP

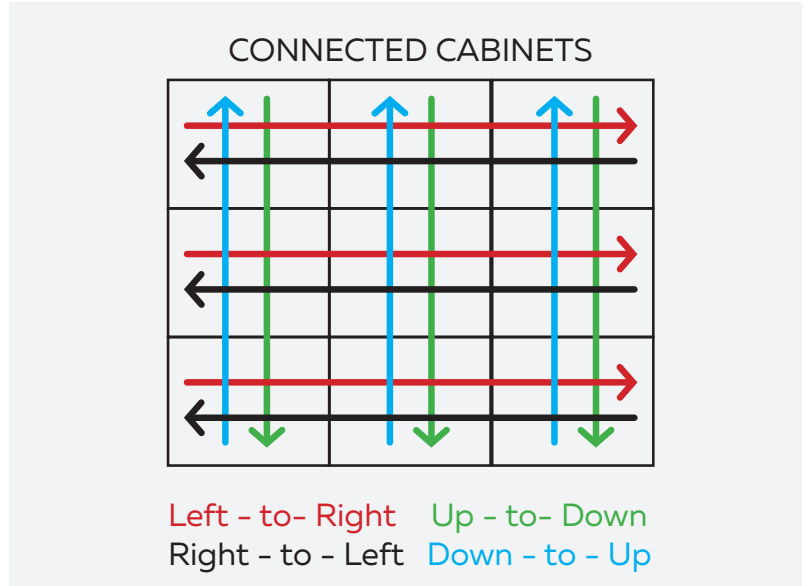
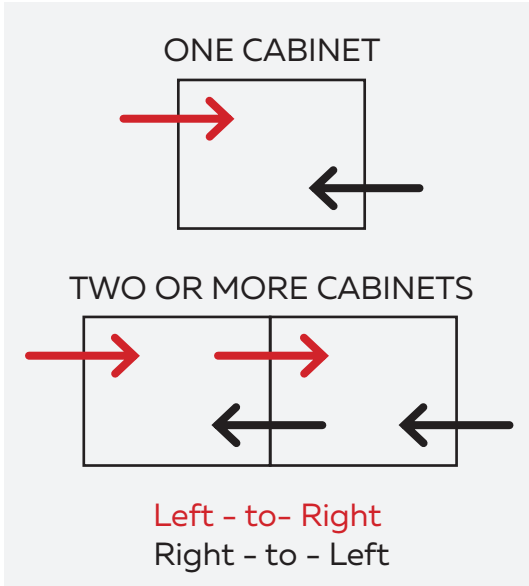


BOTTOM

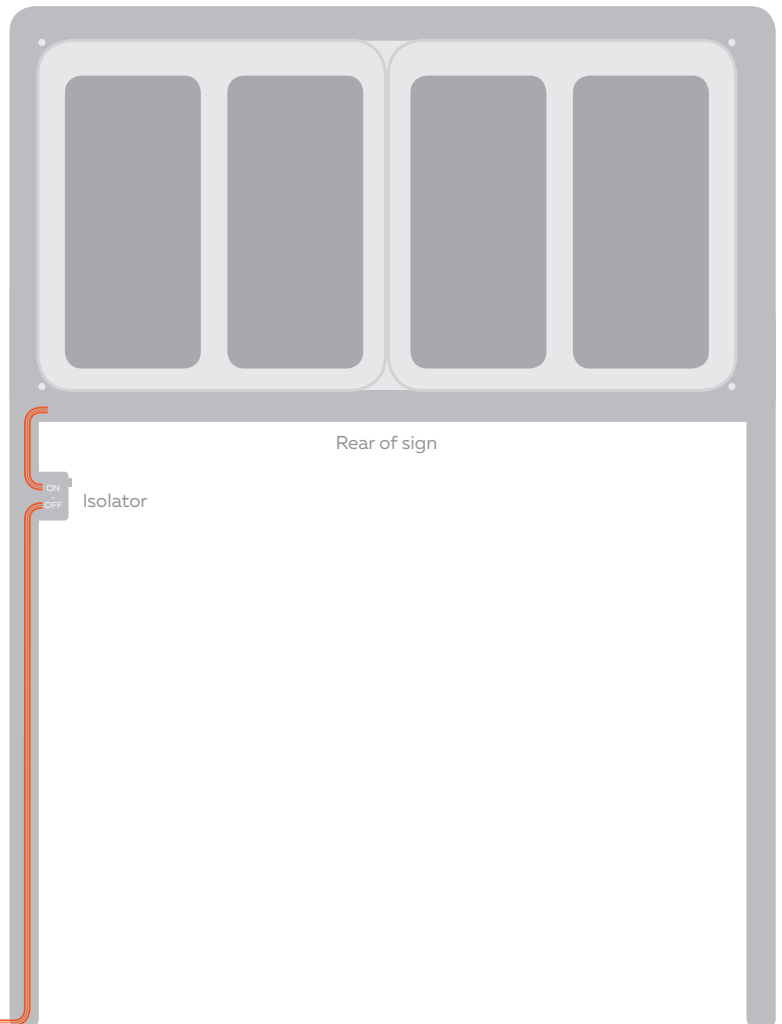





CABLING FOR POWER

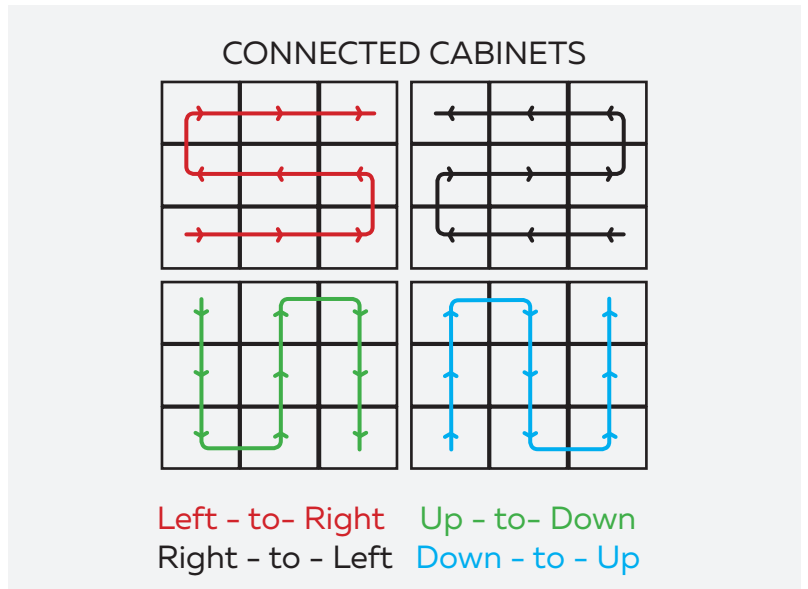
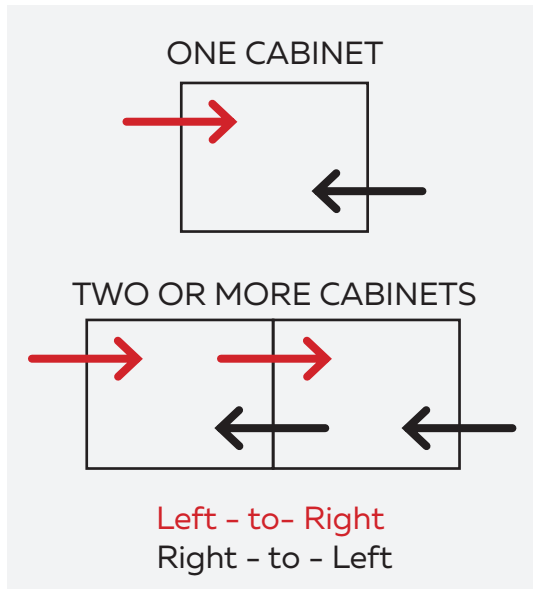


ILLUSTRATION

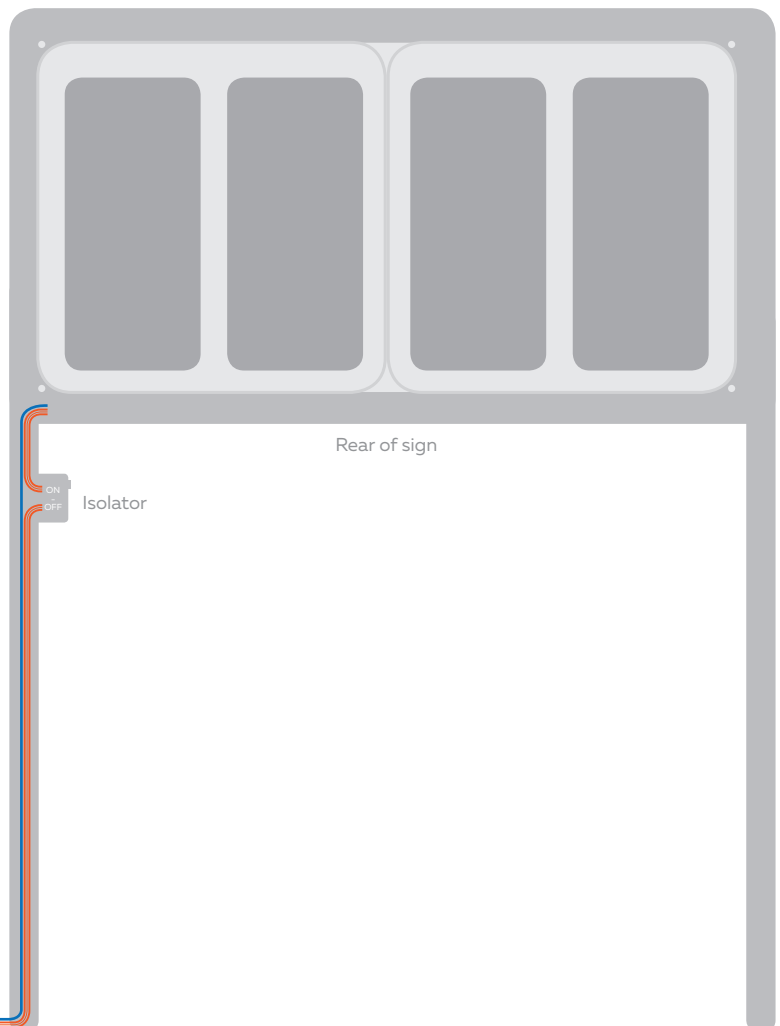




CABLING FOR DATA



ILLUSTRATION





COMPREHENSIVE ORDER FORM

COMPUTER SYSTEM	WL - PC	AV - PC	AP - PC
Please select all that apply.	<input type="checkbox"/>	<input type="checkbox"/>	<input type="checkbox"/>

* Multiple systems can be selected for hot-swapping on demand. BYO and custom computer systems to be noted in the additional information section below.

MANAGEMENT SYSTEM	PHYSICAL SETUP	WIRELESS SETUP	WIRED / WIRELESS SETUP
Please select all that apply.	<input type="checkbox"/>	<input type="checkbox"/>	<input type="checkbox"/>

* Portable set-ups (e.g. Trailer LED) require physical or WiFi systems. Custom networking setups supported at additional costs.

SCREEN LOCATION	INDOOR	OUTDOOR	PORTABLE / REMOTE
Please select all that apply.	<input type="checkbox"/>	<input type="checkbox"/>	<input type="checkbox"/>

SCREEN FACING	NORTH	EAST	SOUTH	WEST
Please select all that apply.	<input type="checkbox"/>	<input type="checkbox"/>	<input type="checkbox"/>	<input type="checkbox"/>

* For single-sided screens, please select two adjacent cardinal directions if necessary. For double-sided screens, please select the cardinal direction corresponding to one of the two sides (opposite side can be inferred).

Customer Name	<input type="text"/>	Agent Name	<input type="text"/>
Customer Email	<input type="text"/>	Agent Email	<input type="text"/>
Customer Contact No.	<input type="text"/>	Agent Contact No.	<input type="text"/>

ADDITIONAL INFORMATION
<input type="text"/>
<input type="text"/>
<input type="text"/>
<input type="text"/>